

4185 m.

## SHARK GRAND PRIX DE FRANCE

## Warm Up

## Classification

25



	Rider	Nation	Team	Motorcycle	Time	Lap	Total	Gap	Top Speed
1	9 Danilo PETRUCCI	ITA	Tech 3 KTM Factory Racing	KTM	<b>1'44.515</b>	11	11		<b>296.7</b>
2	43 Jack MILLER	AUS	Ducati Lenovo Team	DUCATI	<b>1'44.794</b>	11	11	0.279	0.279 <b>306.8</b>
3	88 Miguel OLIVEIRA	POR	Red Bull KTM Factory Racing	KTM	<b>1'45.048</b>	10	11	0.533	0.254 <b>296.7</b>
4	63 Francesco BAGNAIA	ITA	Ducati Lenovo Team	DUCATI	<b>1'45.105</b>	10	10	0.590	0.057 <b>294.1</b>
5	36 Joan MIR	SPA	Team SUZUKI ECSTAR	SUZUKI	<b>1'45.369</b>	8	8	0.854	0.264 <b>298.5</b>
6	5 Johann ZARCO	FRA	Pramac Racing	DUCATI	<b>1'45.369</b>	6	6	0.854	<b>306.8</b>
7	46 Valentino ROSSI	ITA	Petronas Yamaha SRT	YAMAHA	<b>1'45.370</b>	10	11	0.855	0.001 <b>300.3</b>
8	27 Iker LECUONA	SPA	Tech 3 KTM Factory Racing	KTM	<b>1'45.443</b>	11	11	0.928	0.073 <b>304.0</b>
9	21 Franco MORBIDELLI	ITA	Petronas Yamaha SRT	YAMAHA	<b>1'45.476</b>	11	11	0.961	0.033 <b>294.1</b>
10	12 Maverick VIÑALES	SPA	Monster Energy Yamaha MotoGP	YAMAHA	<b>1'45.512</b>	10	11	0.997	0.036 <b>303.1</b>
11	93 Marc MARQUEZ	SPA	Repsol Honda Team	HONDA	<b>1'45.822</b>	8	8	1.307	0.310 <b>301.2</b>
12	33 Brad BINDER	RSA	Red Bull KTM Factory Racing	KTM	<b>1'46.058</b>	11	11	1.543	0.236 <b>289.8</b>
13	20 Fabio QUARTARARO	FRA	Monster Energy Yamaha MotoGP	YAMAHA	<b>1'46.127</b>	8	11	1.612	0.069 <b>302.1</b>
14	41 Aleix ESPARGARO	SPA	Aprilia Racing Team Gresini	APRILIA	<b>1'46.176</b>	10	11	1.661	0.049 <b>304.9</b>
15	10 Luca MARINI	ITA	SKY VR46 Avintia	DUCATI	<b>1'46.237</b>	11	11	1.722	0.061 <b>292.4</b>
16	73 Alex MARQUEZ	SPA	LCR Honda CASTROL	HONDA	<b>1'46.345</b>	11	11	1.830	0.108 <b>300.3</b>
17	23 Enea BASTIANINI	ITA	Avintia Esponsorama	DUCATI	<b>1'46.702</b>	11	11	2.187	0.357 <b>293.2</b>
18	32 Lorenzo SAVADORI	ITA	Aprilia Racing Team Gresini	APRILIA	<b>1'46.756</b>	11	11	2.241	0.054 <b>284.1</b>
19	30 Takaaki NAKAGAMI	JPN	LCR Honda IDEMITSU	HONDA	<b>1'46.986</b>	10	11	2.471	0.230 <b>300.3</b>
20	42 Alex RINS	SPA	Team SUZUKI ECSTAR	SUZUKI	<b>1'47.530</b>	10	11	3.015	0.544 <b>303.1</b>
21	53 Tito RABAT	SPA	Pramac Racing	DUCATI	<b>1'47.957</b>	11	11	3.442	0.427 <b>285.7</b>
22	44 Pol ESPARGARO	SPA	Repsol Honda Team	HONDA	<b>1'48.251</b>	5	8	3.736	0.294 <b>305.8</b>

Practice condition: **Wet**

Air: 12°

Humidity: 97%

Ground: 13°

<b>Fastest Lap:</b>	Lap: 11	<b>Danilo PETRUCCI</b>	<b>1'44.515</b>	144.1 Km/h
<b>Best Race Lap:</b>	2017	<b>Maverick VIÑALES</b>	<b>1'32.309</b>	163.2 Km/h
<b>All Time Lap Record:</b>	2018	<b>Johann ZARCO</b>	<b>1'31.185</b>	165.2 Km/h

The results are provisional until the end of the limit for protest and appeals.

Time limit for protest expires 30' after publication of the results - ..... Time: .....

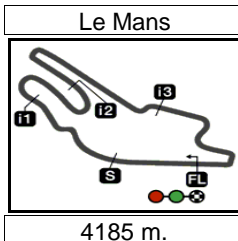
These data/results cannot be reproduced, stored and/or transmitted in whole or in part by any manner of electronic, mechanical, photocopying, recording, broadcasting or otherwise now known or herein after developed without the previous express consent by the copyright owner, except for reproduction in daily press and regular printed publications on sale to the public within 60 days of the event related to those data/results and always provided that copyright symbol appears together as follows below.

© DORNA, 2021

Official MotoGP Timing by TISSOT  
www.motogp.com

Le Mans, Sunday, May 16, 2021





## SHARK GRAND PRIX DE FRANCE

Warm Up

Top Speed &amp; Average

26



Rider	Nation	Motorcycle	Top 5 speeds					Average	Top
5 Johann ZARCO	FRA	DUCATI	306.8	300.3	295.9	283.2	275.4	292.3	306.8
43 Jack MILLER	AUS	DUCATI	306.8	306.8	300.3	297.6	297.6	301.1	306.8
44 Pol ESPARGARO	SPA	HONDA	305.8	304.0	304.0	304.0	297.6	303.1	305.8
41 Aleix ESPARGARO	SPA	APRILIA	304.9	301.2	301.2	301.2	300.3	301.8	304.9
27 Iker LECUONA	SPA	KTM	304.0	302.1	299.4	298.5	298.5	300.5	304.0
12 Maverick VIÑALES	SPA	YAMAHA	303.1	303.1	301.2	300.3	300.3	301.6	303.1
42 Alex RINS	SPA	SUZUKI	303.1	301.2	299.4	299.4	299.4	300.5	303.1
20 Fabio QUARTARARO	FRA	YAMAHA	302.1	302.1	302.1	301.2	295.0	299.6	302.1
93 Marc MARQUEZ	SPA	HONDA	299.4	298.5	296.7	287.3	287.3	293.8	301.2
30 Takaaki NAKAGAMI	JPN	HONDA	300.3	297.6	294.1	291.5	289.8	294.7	300.3
46 Valentino ROSSI	ITA	YAMAHA	300.3	298.5	298.5	297.6	297.6	298.5	300.3
73 Alex MARQUEZ	SPA	HONDA	300.3	298.5	297.6	295.0	292.4	296.8	300.3
36 Joan MIR	SPA	SUZUKI	298.5	296.7	295.0	291.5	285.7	293.5	298.5
9 Danilo PETRUCCI	ITA	KTM	296.7	296.7	295.9	295.0	295.0	295.9	296.7
88 Miguel OLIVEIRA	POR	KTM	296.7	295.9	295.0	295.0	293.2	295.2	296.7
21 Franco MORBIDELLI	ITA	YAMAHA	294.1	293.2	293.2	291.5	291.5	292.7	294.1
63 Francesco BAGNAIA	ITA	DUCATI	294.1	293.2	290.7	288.2	287.3	290.7	294.1
23 Enea BASTIANINI	ITA	DUCATI	293.2	293.2	292.4	291.5	286.5	291.4	293.2
10 Luca MARINI	ITA	DUCATI	292.4	289.0	289.0	288.2	282.4	288.2	292.4
33 Brad BINDER	RSA	KTM	289.8	289.8	289.0	286.5	283.2	287.7	289.8
53 Tito RABAT	SPA	DUCATI	285.7	285.7	283.2	282.4	281.6	283.4	285.7
32 Lorenzo SAVADORI	ITA	APRILIA	284.1	283.2	278.5	272.4	271.7	278.0	284.1

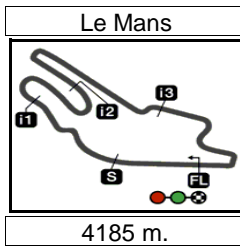
These data/results cannot be reproduced, stored and/or transmitted in whole or in part by any manner of electronic, mechanical, photocopying, recording, broadcasting or otherwise now known or herein after developed without the previous express consent by the copyright owner, except for reproduction in daily press and regular printed publications on sale to the public within 60 days of the event related to those data/results and always provided that copyright symbol appears together as follows below.

© DORNA, 2021

Official MotoGP Timing by TISSOT  
www.motogp.com



Le Mans, Sunday, May 16, 2021



Results and timing service provided by TISSOT

MotoGP™

# SHARK GRAND PRIX DE FRANCE

## Warm Up

### Chronological Analysis of Performances

27

\* Lap / Sector time cancelled

T1 Time from finish line to 1st intermedate

T3 Time from 2nd intermed. to 3rd intermed.

P Crossing the finish line in pit lane

T2 Time from 1st intermed. to 2nd intermed.

T4 Time from 3rd intermedate to finish line

\*\* Tyre data subject to further updates

Lap	Lap Time	T1	T2	T3	T4	Speed	Lap	Lap Time	T1	T2	T3	T4	Speed	
<b>1st</b>	<b>9</b>	<b>Danilo PETRUCCI</b> KTM ITA						7	1'46.734 *	24.600*	24.375	29.294	28.465	293.2
		Tech 3 KTM Factory Racing						8	<b>1'45.479</b>	24.304	23.977	29.160	28.038	295.0
							9	<b>1'45.967</b>	24.253	24.218	29.336	28.160	295.9	
							10	<b>1'45.048</b>	24.117	23.973	28.973	27.985	296.7	
							11	<b>1'51.368</b>	24.123	27.441	30.849	28.955	295.0	

Run #	1	Front Tyre	Wet-Soft	Rear Tyre	Wet-Soft	Speed
		New Tyre		New Tyre		
1	2'29.539	38.018	28.092	33.049	32.039	
2	<b>1'53.268</b>	26.677	26.163	30.626	29.802	268.0
3	<b>1'50.030</b>	25.078	25.176	30.442	29.334	291.5
4	<b>1'48.101</b>	24.761	24.723	29.723	28.894	292.4
5	<b>1'47.069</b>	24.488	24.487	29.488	28.606	295.0
6	<b>1'46.945</b>	24.554	24.442	29.363	28.586	295.9
7	1'49.192 *	26.335*	25.024	29.408	28.425	291.5
8	<b>1'46.488</b>	24.290	24.209	29.266	28.723	295.0
9	<b>1'45.779</b>	24.270	24.143	29.188	28.178	296.7
10	<b>1'44.944</b>	24.045	23.887	28.991	28.021	293.2
11	<b>1'44.515</b>	23.940	23.808	28.775	27.992	296.7

**4th** **63** **Francesco BAGNAIA** DUCATI ITA  
Ducati Lenovo Team

Run #	1	Front Tyre	Wet-Medium	Rear Tyre	Wet-Medium	Speed
		New Tyre		New Tyre		
1	2'29.476	P	36.939	30.765	34.501	32.487

Run #	2	Front Tyre	Wet-Medium	Rear Tyre	Wet-Soft	Speed
		21 Laps at start		13 Laps at start		
2	3'04.961		35.718	27.508	32.707	30.446
3	1'54.772 *		26.843*	26.767	31.222	29.940
4	<b>1'51.182</b>		25.272	25.308	31.036	29.566
5	<b>1'49.575</b>		25.202	25.142	30.175	29.056
6	<b>1'48.677</b>		24.990	24.810	29.860	29.017
7	<b>1'46.340</b>		24.314	24.396	29.350	28.280
8	<b>1'46.500</b>		24.352	24.494	29.422	28.232
9	1'46.271 *		24.316*	24.339	29.391	28.225
10	<b>1'45.105</b>		24.018	24.137	28.970	27.980

**2nd** **43** **Jack MILLER** DUCATI AUS  
Ducati Lenovo Team

Run #	1	Front Tyre	Wet-Soft	Rear Tyre	Wet-Soft	Speed
		New Tyre		New Tyre		
1	2'36.468	35.842	28.207	31.757	30.347	
2	<b>1'50.902</b>	25.395	25.909	30.247	29.351	273.2
3	<b>1'48.185</b>	24.638	25.060	29.575	28.912	295.9
4	<b>1'48.385</b>	24.486	25.437	29.487	28.975	285.7
5	<b>1'46.561</b>	24.344	24.848	28.920	28.449	297.6
6	<b>1'46.003</b>	24.238	24.437	28.974	28.354	300.3
7	1'46.885 *	24.615*	24.819	28.997	28.454	306.8
8	<b>1'45.750</b>	23.925	24.450	29.147	28.228	306.8
9	<b>1'45.144</b>	23.939	24.266	28.739	28.200	297.6
10	<b>1'45.776</b>	24.283	24.324	28.965	28.204	292.4
11	<b>1'44.794</b>	24.021	24.098	28.671	28.004	297.6

**5th** **36** **Joan MIR** SUZUKI SPA  
Team SUZUKI ECSTAR

Run #	1	Front Tyre	Wet-Medium	Rear Tyre	Wet-Medium	Speed
		New Tyre		New Tyre		
1	2'20.942	P	37.578	30.085	33.865	33.993

Run #	2	Front Tyre	Wet-Soft	Rear Tyre	Wet-Soft	Speed
		6 Laps at start		6 Laps at start		
2	2'40.311		37.181	26.967	33.057	29.961
						unfinished

**3rd** **88** **Miguel OLIVEIRA** KTM POR  
Red Bull KTM Factory Racing

Run #	1	Front Tyre	Wet-Soft	Rear Tyre	Wet-Soft	Speed
		10 Laps at start		10 Laps at start		
1	2'31.996	36.254	27.755	32.662	30.487	
2	<b>1'52.134</b>	25.969	26.156	30.700	29.309	273.2
3	<b>1'49.154</b>	24.942	24.877	30.334	29.001	284.9
4	<b>1'48.021</b>	24.741	24.626	29.851	28.803	287.3
5	1'52.313 *	28.278*	25.691	29.754	28.590	284.1
6	<b>1'46.098</b>	24.433	24.321	29.126	28.218	289.0

Run #	3	Front Tyre	Wet-Soft	Rear Tyre	Wet-Soft	Speed
		9 Laps at start		9 Laps at start		
3	2'04.966 *		36.778*	26.814	31.285	30.089
4	1'51.195 *		26.788*	25.188	29.932	29.287
5	<b>1'48.017</b>		24.863	24.512	29.779	28.863
6	<b>1'47.152</b>		24.619	24.325	29.482	28.726
7	1'46.091 *		24.397*	24.093	29.257	28.344
8	<b>1'45.369</b>		24.339	23.975	28.959	28.096

**Fastest Lap:** Danilo PETRUCCI Tech 3 KTM Factory ITA **1'44.515** 23.940 23.808 28.775 27.992

These data/results cannot be reproduced, stored and/or transmitted in whole or in part by any manner of electronic, mechanical, photocopying, recording, broadcasting or otherwise now known or herein after developed without the previous express consent by the copyright owner, except for reproduction in daily press and regular printed publications on sale to the public within 60 days of the event related to those data/results and always provided that copyright symbol appears together as follows below.  
© DORNA, 2021



# Warm Up

# MotoGP

Lap	Lap Time	T1	T2	T3	T4	Speed	Lap	Lap Time	T1	T2	T3	T4	Speed	
<b>6th</b>	<b>5</b>	<b>Johann ZARCO</b>				DUCATI	FRA	1	2'52.048	37.846	28.302	32.491	31.499	
		Pramac Racing						2	1'54.228 *	26.011	26.169	30.911 *	31.137	275.4
							3	<b>1'50.227</b>	25.247	25.335	30.420	29.225	284.1	
							4	<b>1'49.663</b>	24.989	25.817	30.068	28.789	289.8	
							5	<b>1'47.632</b>	25.092	24.565	29.554	28.421	286.5	
							6	<b>1'47.854</b>	25.372	24.249	29.666	28.567	287.3	
							7	<b>1'46.434</b>	24.856	24.128	29.222	28.228	291.5	
							8	<b>1'45.811</b>	24.649	24.013	29.130	28.019	293.2	
							9	1'52.397 *	28.238 *	26.016	29.859	28.284	294.1	
							10	<b>1'45.993</b>	24.684	23.911	29.287	28.111	291.5	
							11	<b>1'45.476</b>	24.725	23.748	28.983	28.020	293.2	

Run #	1	Front Tyre	Wet-Soft	Rear Tyre	Wet-Soft
			<b>New Tyre</b>		<b>New Tyre</b>
1	3'01.988	35.279	27.316	31.398	30.357
	<b>unfinished</b>	25.510	25.117		275.4

Run #	2	Front Tyre	Wet-Soft	Rear Tyre	Wet-Soft	
			<b>New Tyre</b>		<b>New Tyre</b>	
2	<b>2'04.702</b>	35.834	27.605	31.486	29.777	
3	<b>1'49.768</b>	25.097	25.359	30.043	29.269	300.3
4	<b>1'47.875</b>	24.887	24.676	29.757	28.555	283.2
5	1'46.998 *	24.389	24.542	29.027 *	29.040	295.9
6	<b>1'45.369</b>	24.015	24.195	28.760	28.399	306.8

Run #	1	Front Tyre	Wet-Soft	Rear Tyre	Wet-Soft	
			<b>New Tyre</b>		<b>New Tyre</b>	
1	2'58.504	35.077	27.354	31.397	29.952	
2	<b>1'50.880</b>	25.512	25.563	30.302	29.503	295.9
3	<b>1'49.585</b>	25.390	25.274	29.974	28.947	270.2
4	<b>1'47.685</b>	24.544	24.720	29.634	28.787	295.0
5	<b>1'47.728</b>	24.781	24.803	29.474	28.670	297.6
6	<b>1'47.719</b>	24.955	24.686	29.544	28.534	297.6
7	<b>1'46.291</b>	24.545	24.414	29.040	28.292	295.9
8	<b>1'45.962</b>	24.488	24.360	29.009	28.105	295.0
9	<b>1'46.261</b>	24.666	24.217	29.198	28.180	300.3
10	<b>1'45.370</b>	24.085	24.065	28.911	28.309	298.5
11	<b>1'45.963</b>	24.157	24.116	29.253	28.437	298.5

Run #	1	Front Tyre	Wet-Soft	Rear Tyre	Wet-Soft
			<b>New Tyre</b>		<b>New Tyre</b>
1	2'24.763 P	35.518	28.028	31.933	31.469

Run #	2	Front Tyre	Wet-Soft	Rear Tyre	Wet-Soft	
			<b>New Tyre</b>		<b>New Tyre</b>	
2	2'34.763	36.722	26.908	31.325	29.687	
3	<b>1'49.450</b>	25.056	25.204	30.263	28.927	281.6
4	<b>1'47.165</b>	24.481	24.570	29.600	28.514	293.2
5	<b>1'46.432</b>	24.262	24.397	29.414	28.359	298.5
6	1'47.641 *	24.286	24.356	29.623 *	29.376	297.6
7	<b>1'46.836</b>	24.168	24.411	29.353	28.904	295.9
8	<b>1'46.090</b>	24.247	24.217	29.166	28.460	298.5
9	1'47.129 *	24.432 *	24.413	29.644	28.640	304.0
10	<b>1'45.730</b>	24.103	24.153	29.165	28.309	299.4
11	<b>1'45.443</b>	24.050	24.106	29.095	28.192	302.1

Run #	1	Front Tyre	Wet-Soft	Rear Tyre	Wet-Soft
			<b>New Tyre</b>		<b>New Tyre</b>

**Fastest Lap:** Danilo PETRUCCI Tech 3 KTM Factory ITA **1'44.515** 23.940 23.808 28.775 27.992

These data/results cannot be reproduced, stored and/or transmitted in whole or in part by any manner of electronic, mechanical, photocopying, recording, broadcasting or otherwise now known or herein after developed without the previous express consent by the copyright owner, except for reproduction in daily press and regular printed publications on sale to the public within 60 days of the event related to those data/results and always provided that copyright symbol appears together as follows below.  
© DORNA, 2021

Official MotoGP Timing by **TISSOT**  
www.motogp.com

Le Mans, Sunday, May 16, 2021

Page 2 of 4



# Warm Up

# MotoGP

Lap	Lap Time	T1	T2	T3	T4	Speed	Lap	Lap Time	T1	T2	T3	T4	Speed
7	<b>1'48.085</b>	24.696	24.720	29.734	28.935	289.8	<b>16th</b> <b>73</b>	<b>Alex MARQUEZ</b> LCR Honda CASTROL	HONDA				SPA
8	<b>1'47.241</b>	24.570	24.524	29.485	28.662	289.0							
9	1'53.047 *	25.109*	28.683	30.151	29.104	282.4							
10	<b>1'46.963</b>	24.474	24.422	29.522	28.545	283.2							
11	<b>1'46.058</b>	24.242	24.264	29.305	28.247	289.8							

**13th** **20** **Fabio QUARTARARO** YAMAHA FRA  
Monster Energy Yamaha MotoGP

Run #	1	Front Tyre	Wet-Soft	Rear Tyre	Wet-Soft	Speed
1 Laps at start						
1	3'05.075	35.936	26.849	31.067	29.676	
2	<b>1'50.219</b>	25.278	25.585	30.187	29.169	287.3
3	<b>1'48.519</b>	24.700	25.164	29.761	28.894	286.5
4	<b>1'47.776</b>	24.566	24.931	29.696	28.583	294.1
5	<b>1'47.208</b>	24.463	24.716	29.396	28.633	295.0
6	<b>1'47.727</b>	24.658	24.679	29.831	28.559	291.5
7	<b>1'46.412</b>	24.447	24.522	29.007	28.436	295.0
8	<b>1'46.127</b>	24.297	24.431	29.055	28.344	301.2
9	1'52.970 *	27.841*	27.182	29.267	28.680	302.1
10	<b>1'47.234</b>	24.247	24.463	29.963	28.561	302.1
11	1'47.353 *	24.285	24.313	30.005*	28.750	302.1

**14th** **41** **Alex ESPARGARO** APRILIA SPA  
Aprilia Racing Team Gresini

Run #	1	Front Tyre	Wet-Soft	Rear Tyre	Wet-Soft	Speed
7 Laps at start						
1	2'27.333	35.958	27.825	32.130	31.516	
2	<b>1'57.700</b>	26.730	29.304	31.191	30.475	265.9
3	<b>1'50.099</b>	25.075	25.552	30.151	29.321	289.0
4	<b>1'48.425</b>	24.746	25.148	29.608	28.923	287.3
5	1'50.518 *	24.552	24.914	30.406*	30.646	296.7
6	<b>1'46.764</b>	24.499	24.553	29.124	28.588	294.1
7	1'46.758 *	24.155	24.697	29.321	28.585	301.2
8	<b>1'56.093</b>	24.728	31.707	30.731	28.927	301.2
9	<b>1'46.989</b>	24.663	24.526	29.183	28.617	301.2
10	<b>1'46.176</b>	24.534	24.386	28.976	28.280	300.3
11	<b>1'46.313</b>	24.463	24.309	29.214	28.327	304.9

**15th** **10** **Luca MARINI** DUCATI ITA  
SKY VR46 Avintia

Run #	1	Front Tyre	Wet-Soft	Rear Tyre	Wet-Soft	Speed
New Tyre						
1	2'54.282	38.316	29.127	33.051	31.380	
2	<b>1'54.945</b>	27.298	26.468	31.219	29.960	250.5
3	<b>1'51.387</b>	25.738	25.735	30.510	29.404	267.3
4	<b>1'49.171</b>	25.104	25.056	29.819	29.192	272.4
5	<b>1'48.716</b>	24.996	25.016	29.711	28.993	282.4
6	<b>1'48.650</b>	25.173	24.874	29.794	28.809	288.2
7	<b>1'47.586</b>	24.809	24.628	29.581	28.568	279.3
8	<b>1'47.035</b>	24.599	24.412	29.378	28.646	289.0
9	1'48.854 *	25.384*	24.754	29.612	29.104	289.0
10	<b>1'46.559</b>	24.567	24.421	29.259	28.312	281.6
11	<b>1'46.237</b>	24.404	24.274	29.091	28.468	292.4

**Run # 1** Front Tyre Wet-Medium Rear Tyre Wet-Soft  
14 Laps at start 6 Laps at start

1	2'33.190	P	36.389	28.723	33.227	31.857
---	----------	---	--------	--------	--------	--------

**Run # 2** Front Tyre Wet-Medium Rear Tyre Wet-Soft  
6 Laps at start New Tyre

2	2'38.307		35.035	27.553	33.282	31.262
3	1'54.590 *		26.823*	26.498	30.992	30.277
4	<b>1'50.934</b>		25.359	25.696	30.344	29.535
5	<b>1'49.728</b>		25.137	25.362	30.035	29.194
6	1'48.705 *		24.859*	25.169	29.713	28.964
7	<b>1'48.199</b>		24.603	24.962	29.546	29.088
8	<b>1'49.931</b>		24.585	24.767	29.329	31.250
9	1'52.375 *		24.922*	24.918	33.033	29.502
10	<b>1'46.841</b>		24.291	24.562	29.379	28.609
11	<b>1'46.345</b>		24.277	24.453	29.171	28.444

**17th** **23** **Enea BASTIANINI** DUCATI ITA  
Avintia Esponsorama

**Run # 1** Front Tyre Wet-Soft Rear Tyre Wet-Soft  
New Tyre New Tyre

1	3'22.242	36.243	27.543	32.768	31.213	
2	<b>1'54.141</b>	25.670	26.614	31.509	30.348	270.9
3	1'52.626 *	25.938*	25.864	30.978	29.846	283.2
4	<b>1'51.052</b>	25.355	25.507	30.665	29.525	281.6
5	<b>1'49.819</b>	25.092	25.275	30.179	29.273	284.1
6	1'48.989 *	25.139*	25.079	29.704	29.067	286.5
7	<b>1'48.275</b>	24.848	24.658	29.820	28.949	285.7
8	<b>1'47.941</b>	24.693	24.760	29.595	28.893	291.5
9	1'53.000 *	24.727*	24.842	30.843*	32.588	292.4
10	<b>1'47.629</b>	24.581	24.689	29.597	28.762	293.2
11	<b>1'46.702</b>	24.360	24.452	29.377	28.513	293.2

**18th** **32** **Lorenzo SAVADORI** APRILIA ITA  
Aprilia Racing Team Gresini

**Run # 1** Front Tyre Wet-Soft Rear Tyre Wet-Soft  
10 Laps at start 1 Laps at start

1	2'31.699	P	36.704	29.121	32.798	31.670
---	----------	---	--------	--------	--------	--------

**Run # 2** Front Tyre Wet-Medium Rear Tyre Wet-Soft  
4 Laps at start New Tyre

2	2'40.981		36.101	29.829	33.060	30.739
3	1'54.061 *		26.752*	26.240	31.382	29.687
4	<b>1'51.333</b>		25.561	25.549	30.845	29.378
5	<b>1'49.574</b>		25.111	25.299	30.094	29.070
6	1'49.321 *		25.425*	24.986	29.857	29.053
7	<b>1'48.141</b>		24.874	24.649	29.817	28.801
8	1'53.592 *		25.640*	28.130	30.988	28.834
9	<b>1'47.738</b>		24.929	24.543	29.592	28.674
10	<b>1'47.615</b>		24.996	24.499	29.565	28.555
11	<b>1'46.756</b>		24.593	24.327	29.550	28.286

**Fastest Lap:** Danilo PETRUCCI Tech 3 KTM Factory ITA **1'44.515** 23.940 23.808 28.775 27.992

These data/results cannot be reproduced, stored and/or transmitted in whole or in part by any manner of electronic, mechanical, photocopying, recording, broadcasting or otherwise now known or herein after developed without the previous express consent by the copyright owner, except for reproduction in daily press and regular printed publications on sale to the public within 60 days of the event related to those data/results and always provided that copyright symbol appears together as follows below.  
© DORNA, 2021



# Warm Up

# MotoGP

Lap	Lap Time	T1	T2	T3	T4	Speed	Lap	Lap Time	T1	T2	T3	T4	Speed		
<b>19th</b>	<b>30</b>	<b>Takaaki NAKAGAMI</b>				HONDA	JPN	<b>22nd</b>	<b>44</b>	<b>Poi ESPARGARO</b>				HONDA	SPA
LCR Honda IDEMITSU							Repsol Honda Team								
<b>Run # 1</b>	<b>Front Tyre</b>	<b>Wet-Medium</b>	<b>Rear Tyre</b>	<b>Wet-Soft</b>			<b>Run # 1</b>	<b>Front Tyre</b>	<b>Wet-Soft</b>	<b>Rear Tyre</b>	<b>Wet-Soft</b>				
		<b>New Tyre</b>	<b>New Tyre</b>						<b>9 Laps at start</b>	<b>12 Laps at start</b>					
1	2'46.649	P 35.970	28.315	33.929	32.265		1	2'25.774	P 34.673	29.165	32.489	31.393			
<b>Run # 2</b>	<b>Front Tyre</b>	<b>Wet-Medium</b>	<b>Rear Tyre</b>	<b>Wet-Soft</b>			<b>Run # 2</b>	<b>Front Tyre</b>	<b>Wet-Medium</b>	<b>Rear Tyre</b>	<b>Wet-Soft</b>				
		<b>11 Laps at start</b>	<b>15 Laps at start</b>						<b>9 Laps at start</b>	<b>New Tyre</b>					
2	2'34.736	35.800	26.707	32.028	29.795		2	2'40.715	* 34.509	28.374	31.905*	30.866			
3	1'50.757	* 25.501*	25.422	30.536	29.298	284.1	3	1'53.615	* 26.236	26.629	30.682*	30.068	285.7		
4	<b>1'49.463</b>	25.114	25.170	30.208	28.971	284.9	4	<b>1'50.530</b>	25.117	25.884	30.370	29.159	304.0		
5	<b>1'48.590</b>	24.606	24.901	30.075	29.008	289.0	5	<b>1'48.251</b>	<b>24.521</b>	25.220	<b>29.781</b>	<b>28.729</b>	304.0		
6	1'49.909	* 25.337*	25.077	30.055	29.440	284.1	<b>unfinished</b>						<b>305.8</b>		
7	<b>1'47.749</b>	24.556	24.817	29.795	28.581	291.5	<b>Run # 3</b>	<b>Front Tyre</b>	<b>Wet-Soft</b>	<b>Rear Tyre</b>	<b>Wet-Soft</b>				
8	<b>1'47.546</b>	24.433	24.694	29.711	28.708	294.1			<b>10 Laps at start</b>	<b>13 Laps at start</b>					
9	1'48.749	* 24.898*	24.792	30.141	28.918	289.8	6	2'05.602	* 34.348*	27.494	32.627*	31.133			
10	<b>1'46.986</b>	24.415	24.505	<b>29.604</b>	<b>28.462</b>	297.6	7	<b>1'51.860</b>	25.712	26.185	30.468	29.495	297.6		
11	<b>1'53.738</b>	<b>24.308</b>	<b>24.462</b>	32.631	32.337	<b>300.3</b>	8	<b>1'48.967</b>	24.789	<b>25.177</b>	29.900	29.101	304.0		

**20th** **42** **Alex RINS** SUZUKI SPA  
Team SUZUKI ECSTAR

Run # 1	Front Tyre	Wet-Medium	Rear Tyre	Wet-Soft		
		New Tyre	9 Laps at start			
1	2'29.421	36.054	28.813	33.535	32.047	
2	1'55.763	P 27.020	26.672	31.233	30.838	279.3
Run # 2	Front Tyre	Wet-Medium	Rear Tyre	Wet-Soft		
		7 Laps at start	12 Laps at start			
3	2'36.316	36.009	29.209	31.785	30.341	
4	1'51.267	* 25.288*	25.881	30.445	29.653	297.6
5	<b>1'50.347</b>	25.429	25.420	30.266	29.232	287.3
6	<b>1'49.416</b>	25.210	25.221	29.911	29.074	299.4
7	1'57.332	* 24.837	24.967	31.374*	36.154	301.2
8	<b>1'48.318</b>	25.116	24.763	<b>29.646</b>	28.793	299.4
9	1'48.146	* 24.666*	24.639	29.915	28.926	299.4
10	<b>1'47.530</b>	24.649	24.600	29.732	<b>28.549</b>	293.2
11	<b>1'49.541</b>	<b>24.150</b>	<b>24.430</b>	31.967	28.994	<b>303.1</b>

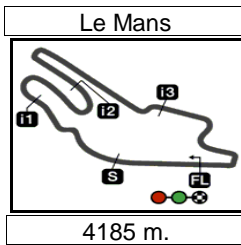
**21st** **53** **Tito RABAT** DUCATI SPA  
Pramac Racing

Run # 1	Front Tyre	Wet-Soft	Rear Tyre	Wet-Soft		
		7 Laps at start	7 Laps at start			
1	2'39.467	36.796	29.554	33.731	32.183	
2	<b>1'56.021</b>	27.171	26.962	31.532	30.356	261.0
3	<b>1'53.298</b>	25.920	25.989	31.278	30.111	269.5
4	<b>1'52.149</b>	25.811	25.997	30.529	29.812	280.1
5	<b>1'51.515</b>	25.724	25.803	30.630	29.358	281.6
6	1'59.491	* 27.193	25.502			281.6
7	1'49.102	* 25.046	25.057	29.961	29.038	282.4
8	<b>1'48.962</b>	25.114	24.972	29.885	28.991	<b>285.7</b>
9	2'18.736	* 26.934*	36.247	36.554	39.001	285.7
10	1'50.958	* 25.265	25.281	30.647*	29.765	277.7
11	<b>1'47.957</b>	<b>24.775</b>	<b>24.818</b>	<b>29.576</b>	<b>28.788</b>	283.2

**Fastest Lap:** Danilo PETRUCCI Tech 3 KTM Factory ITA **1'44.515** 23.940 23.808 28.775 27.992

These data/results cannot be reproduced, stored and/or transmitted in whole or in part by any manner of electronic, mechanical, photocopying, recording, broadcasting or otherwise now known or herein after developed without the previous express consent by the copyright owner, except for reproduction in daily press and regular printed publications on sale to the public within 60 days of the event related to those data/results and always provided that copyright symbol appears together as follows below.  
© DORNA, 2021





Results and timing service provided by TISSOT

MotoGP™

**SHARK GRAND PRIX DE FRANCE**  
**Official Starting Grid**

Race : 27 laps = 112.995 km

**28**



1	<b>1</b> 1'32.600 <b>20 Fabio QUARTARARO</b> Yamaha	<b>2</b> 1'32.681 <b>12 Maverick VIÑALES</b> Yamaha	<b>3</b> 1'32.704 <b>43 Jack MILLER</b> Ducati
2	<b>4</b> 1'32.766 <b>21 Franco MORBIDELLI</b> Yamaha	<b>5</b> 1'32.877 <b>5 Johann ZARCO</b> Ducati	<b>6</b> 1'33.037 <b>93 Marc MARQUEZ</b> Honda
3	<b>7</b> 1'33.120 <b>30 Takaaki NAKAGAMI</b> Honda	<b>8</b> 1'33.150 <b>44 Pol ESPARGARO</b> Honda	<b>9</b> 1'33.391 <b>46 Valentino ROSSI</b> Yamaha
4	<b>10</b> 1'33.867 <b>88 Miguel OLIVEIRA</b> KTM	<b>11</b> 1'34.258 <b>32 Lorenzo SAVADORI</b> Aprilia	<b>12</b> 1'34.265 <b>10 Luca MARINI</b> Ducati
5	<b>13</b> 1'43.418 <b>41 Aleix ESPARGARO</b> Aprilia	<b>14</b> 1'43.422 <b>36 Joan MIR</b> Suzuki	<b>15</b> 1'43.523 <b>42 Alex RINS</b> Suzuki
6	<b>16</b> 1'43.530 <b>63 Francesco BAGNAIA</b> Ducati	<b>17</b> 1'43.857 <b>9 Danilo PETRUCCI</b> KTM	<b>18</b> 1'44.324 <b>27 Iker LECUONA</b> KTM
7	<b>19</b> 1'45.146 <b>73 Alex MARQUEZ</b> Honda	<b>20</b> 1'45.590 <b>53 Tito RABAT</b> Ducati	<b>21</b> 1'45.911 <b>33 Brad BINDER</b> KTM
8	<b>22</b> 1'46.123 <b>23 Enea BASTIANINI</b> Ducati		

The results are provisional until the end of the limit for protest and appeals and until the ratification of the Event Management Committee.

Time limit for protest expires 60' at the latest after publication of the results - ..... Time: .....

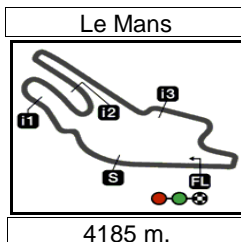
These data/results cannot be reproduced, stored and/or transmitted in whole or in part by any manner of electronic, mechanical, photocopying, recording, broadcasting or otherwise now known or herein after developed without the previous express consent by the copyright owner, except for reproduction in daily press and regular printed publications on sale to the public within 60 days of the event related to those data/results and always provided that copyright symbol appears together as follows below.

© DORNA, 2021

Official MotoGP Timing by TISSOT  
www.motogp.com

Le Mans, Sunday, May 16, 2021





Results and timing service provided by **TISSOT**

# SHARK GRAND PRIX DE FRANCE

## Warm Up

### Best Partial Times

# MotoGP™

*IT* Ideal Lap Time, sum of the best partial times

*BT* Best Lap Time

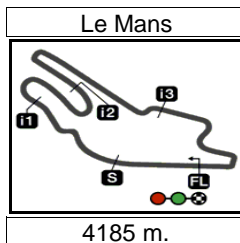
T1			T2			T3			T4				
Pos	Rider	Time	Rider	Time	Rider	Time	Rider	Time	Pos	Rider	IT	BT	
1	J.MILLER	23.925	F.MORBIDELLI	23.748	J.MILLER	28.671	F.BAGNAIA	27.980	1	D.PETRUCCI	1'44.515	1'44.515 (1)	
2	D.PETRUCCI	<b>23.940</b>	D.PETRUCCI	<b>23.808</b>	J.ZARCO	<b>28.760</b>	M.OLIVEIRA	<b>27.985</b>	2	J.MILLER	1'44.698	1'44.794 (2)	
3	J.ZARCO	24.015	M.OLIVEIRA	23.973	D.PETRUCCI	28.775	D.PETRUCCI	27.992	3	M.OLIVEIRA	1'45.048	1'45.048 (3)	
4	F.BAGNAIA	<b>24.018</b>	J.MIR	<b>23.975</b>	M.VIÑALES	<b>28.899</b>	J.MILLER	<b>28.004</b>	4	F.BAGNAIA	1'45.105	1'45.105 (4)	
5	I.LECUONA	24.050	M.VIÑALES	24.058	V.ROSSI	28.911	F.MORBIDELLI	28.019	5	V.ROSSI	1'45.166	1'45.370 (7)	
6	V.ROSSI	<b>24.085</b>	V.ROSSI	<b>24.065</b>	M.MARQUEZ	<b>28.955</b>	J.MIR	<b>28.096</b>	6	M.VIÑALES	1'45.247	1'45.512 (10)	
7	M.VIÑALES	24.089	J.MILLER	24.098	J.MIR	28.959	V.ROSSI	28.105	7	J.ZARCO	1'45.369	1'45.369 (6)	
8	M.OLIVEIRA	<b>24.117</b>	I.LECUONA	<b>24.106</b>	F.BAGNAIA	<b>28.970</b>	M.MARQUEZ	<b>28.172</b>	7	J.MIR	1'45.369	1'45.369 (5)	
9	A.RINS	24.150	F.BAGNAIA	24.137	M.OLIVEIRA	28.973	I.LECUONA	28.192	9	F.MORBIDELLI	1'45.399	1'45.476 (9)	
10	A.ESPARGARO	<b>24.155</b>	J.ZARCO	<b>24.195</b>	A.ESPARGARO	<b>28.976</b>	M.VIÑALES	<b>28.201</b>	10	I.LECUONA	1'45.443	1'45.443 (8)	
11	B.BINDER	24.242	B.BINDER	24.264	F.MORBIDELLI	28.983	B.BINDER	28.247	11	A.ESPARGAR	1'45.720	1'46.176 (14)	
12	F.QUARTARARO	<b>24.247</b>	M.MARQUEZ	<b>24.264</b>	F.QUARTARARO	<b>29.007</b>	A.ESPARGARO	<b>28.280</b>	12	M.MARQUEZ	1'45.797	1'45.822 (11)	
13	A.MARQUEZ	24.277	L.MARINI	24.274	L.MARINI	29.091	L.SAVADORI	28.286	13	F.QUARTARAR	1'45.911	1'46.127 (13)	
14	T.NAKAGAMI	<b>24.308</b>	A.ESPARGARO	<b>24.309</b>	I.LECUONA	<b>29.095</b>	L.MARINI	<b>28.312</b>	14	B.BINDER	1'46.058	1'46.058 (12)	
15	J.MIR	24.339	F.QUARTARARO	24.313	A.MARQUEZ	29.171	F.QUARTARARO	28.344	15	L.MARINI	1'46.081	1'46.237 (15)	
16	E.BASTIANINI	<b>24.360</b>	L.SAVADORI	<b>24.327</b>	B.BINDER	<b>29.305</b>	J.ZARCO	<b>28.399</b>	16	A.MARQUEZ	1'46.345	1'46.345 (16)	
17	L.MARINI	24.404	A.RINS	24.430	E.BASTIANINI	29.377	A.MARQUEZ	28.444	17	E.BASTIANINI	1'46.702	1'46.702 (17)	
18	M.MARQUEZ	<b>24.406</b>	E.BASTIANINI	<b>24.452</b>	L.SAVADORI	<b>29.550</b>	T.NAKAGAMI	<b>28.462</b>	18	L.SAVADORI	1'46.756	1'46.756 (18)	
19	P.ESPARGARO	24.521	A.MARQUEZ	24.453	T.RABAT	29.576	E.BASTIANINI	28.513	19	A.RINS	1'46.775	1'47.530 (20)	
20	L.SAVADORI	<b>24.593</b>	T.NAKAGAMI	<b>24.462</b>	T.NAKAGAMI	<b>29.604</b>	A.RINS	<b>28.549</b>	20	T.NAKAGAMI	1'46.836	1'46.986 (19)	
21	F.MORBIDELLI	24.649	T.RABAT	24.818	A.RINS	29.646	P.ESPARGARO	28.729	21	T.RABAT	1'47.957	1'47.957 (21)	
22	T.RABAT	<b>24.775</b>	P.ESPARGARO	<b>25.177</b>	P.ESPARGARO	<b>29.781</b>	T.RABAT	<b>28.788</b>	22	P.ESPARGAR	1'48.208	1'48.251 (22)	

These data/results cannot be reproduced, stored and/or transmitted in whole or in part by any manner of electronic, mechanical, photocopying, recording, broadcasting or otherwise now known or herein after developed without the previous express consent by the copyright owner, except for reproduction in daily press and regular printed publications on sale to the public within 60 days of the event related to those data/results and always provided that copyright symbol appears together as follows below.  
© DORNA, 2021

Official MotoGP Timing by **TISSOT**  
www.motogp.com







Results and timing service provided by **TISSOT**

**MotoGP™**

## SHARK GRAND PRIX DE FRANCE

Warm Up

### Fastest Laps Sequence

<i>Practice Time</i>	 <i>Rider</i>	<i>Nation</i>	<i>Motorcycle</i>	<i>Time</i>	<i>Km/h</i>	<i>Rider's Lap</i>
4'22.807	9 Danilo PETRUCCI	ITA	KTM	1'53.268	133.0	2
4'24.130	88 Miguel OLIVEIRA	POR	KTM	1'52.134	134.3	2
4'27.370	43 Jack MILLER	AUS	DUCATI	1'50.902	135.8	2
4'49.384	46 Valentino ROSSI	ITA	YAMAHA	1'50.880	135.8	2
4'55.294	20 Fabio QUARTARARO	FRA	YAMAHA	1'50.219	136.6	2
5'01.322	12 Maverick VIÑALES	SPA	YAMAHA	1'49.609	137.4	2
6'13.284	88 Miguel OLIVEIRA	POR	KTM	1'49.154	138.0	3
6'15.555	43 Jack MILLER	AUS	DUCATI	1'48.185	139.2	3
6'49.485	12 Maverick VIÑALES	SPA	YAMAHA	1'48.163	139.2	3
8'00.938	9 Danilo PETRUCCI	ITA	KTM	1'48.101	139.3	4
8'01.305	88 Miguel OLIVEIRA	POR	KTM	1'48.021	139.4	4
8'26.654	46 Valentino ROSSI	ITA	YAMAHA	1'47.685	139.9	4
8'36.141	27 Iker LECUONA	SPA	KTM	1'47.165	140.5	4
9'48.007	9 Danilo PETRUCCI	ITA	KTM	1'47.069	140.7	5
9'50.501	43 Jack MILLER	AUS	DUCATI	1'46.561	141.3	5
10'22.573	27 Iker LECUONA	SPA	KTM	1'46.432	141.5	5
10'23.081	12 Maverick VIÑALES	SPA	YAMAHA	1'46.405	141.5	5
11'36.504	43 Jack MILLER	AUS	DUCATI	1'46.003	142.1	6
15'09.139	43 Jack MILLER	AUS	DUCATI	1'45.750	142.4	8
15'11.929	88 Miguel OLIVEIRA	POR	KTM	1'45.479	142.8	8
16'54.283	43 Jack MILLER	AUS	DUCATI	1'45.144	143.2	9
18'41.355	9 Danilo PETRUCCI	ITA	KTM	1'44.944	143.5	10
20'24.853	43 Jack MILLER	AUS	DUCATI	1'44.794	143.7	11
20'25.870	9 Danilo PETRUCCI	ITA	KTM	1'44.515	144.1	11

These data/results cannot be reproduced, stored and/or transmitted in whole or in part by any manner of electronic, mechanical, photocopying, recording, broadcasting or otherwise now known or herein after developed without the previous express consent by the copyright owner, except for reproduction in daily press and regular printed publications on sale to the public within 60 days of the event related to those data/results and always provided that copyright symbol appears together as follows below.

© DORNA, 2021

Official MotoGP Timing by **TISSOT**  
www.motogp.com

Le Mans, Sunday, May 16, 2021

